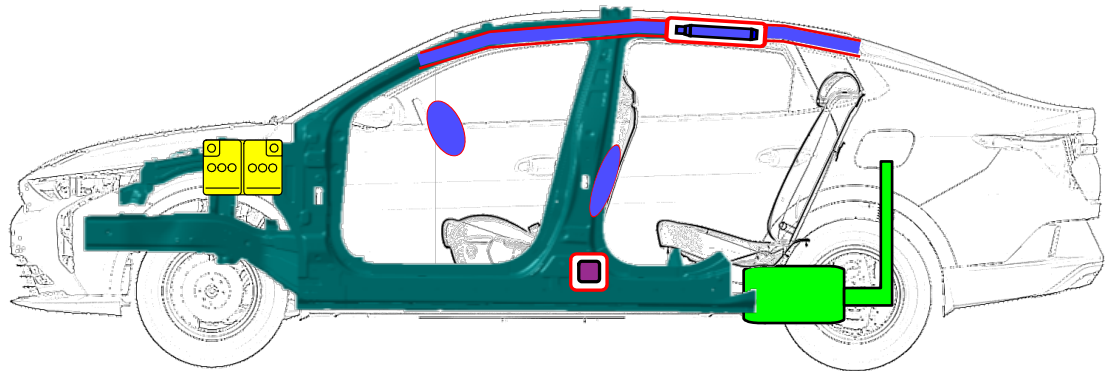
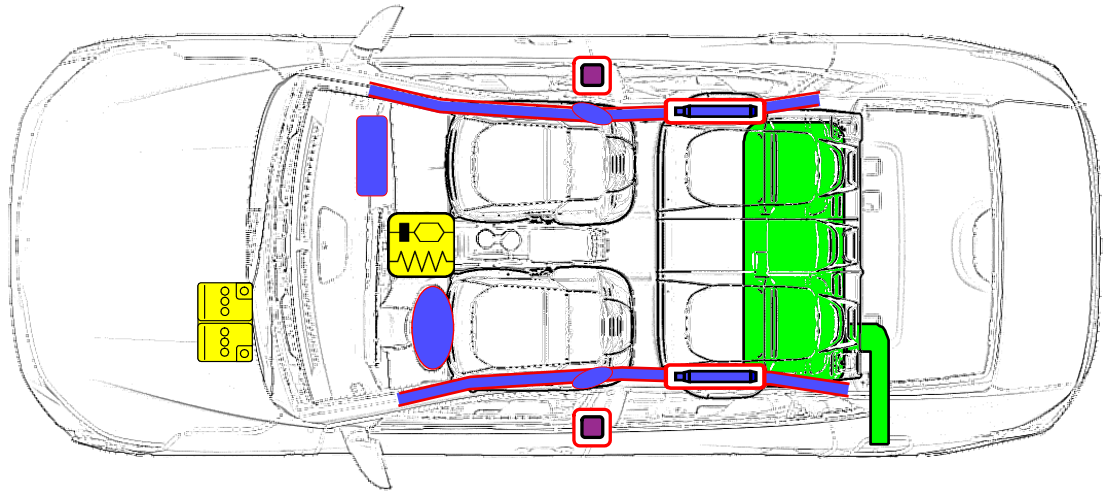




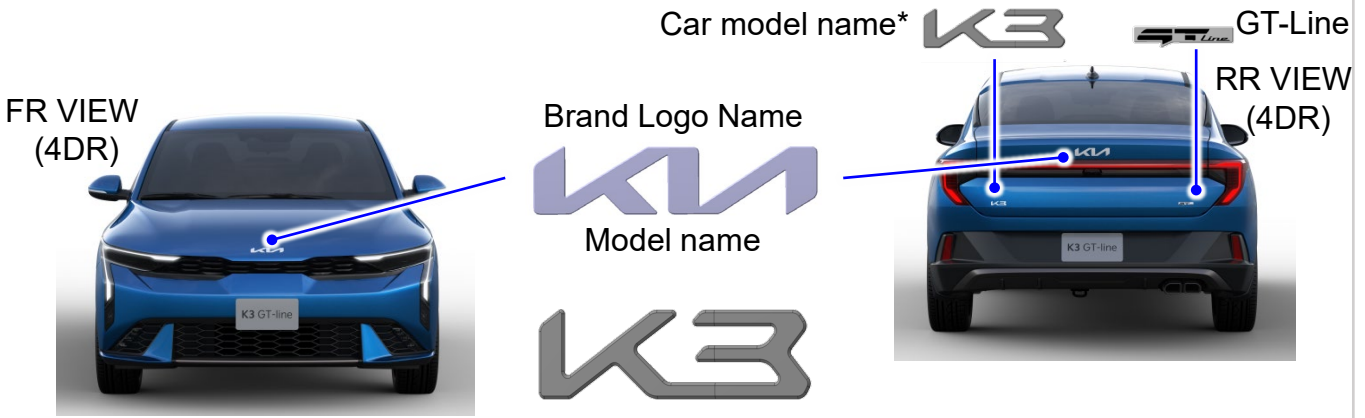
KIA K3
Sedan, 4 doors
From October 2023



Reserved for holes (paper version)

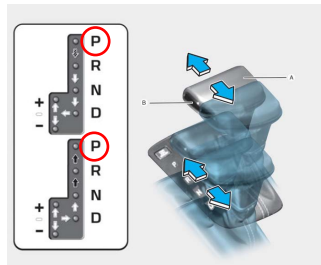

	Airbag		Stored gas inflator		Seat belt pretensioner		SRS control unit		Pedestrian protection active system
	Automatic rollover protection system		Gas strut / Preloaded spring		High strength zone		Zone requiring special attention		High voltage component
	Battery low-voltage		Ultra-capacitor, low voltage		Fuel tank		Gas tank		Safety value
	Battery pack, high-voltage		High voltage power cable		High voltage device that disconnects high voltage		Fuse box disabling high voltage		High voltage ultra capacitor

1. Identification / recognition



2. Immobilisation / stabilisation / lifting



Immobilization:



Pull up the parking brake as far as possible

For automatic transmission: Move shift lever to parking position (P)

Lifting points under the vehicle: ▲




3. Disable direct hazards / safety regulations

Low Voltage 12V battery:

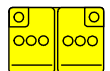


Access:

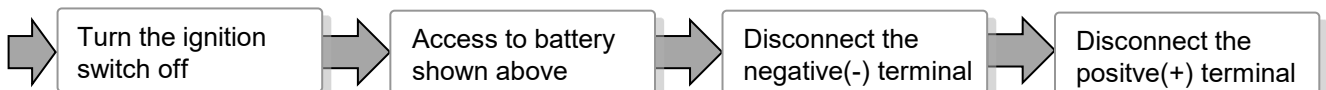


Pull the release lever to unlatch the hood. The hood should pop open slightly.

Raise the hood slightly, push the secondary latch up (1) inside of the hood center and lift the hood (2)




Disabling:




4. Access to the occupants

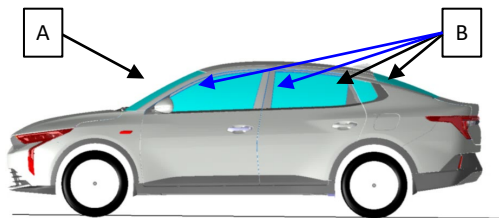
Steering column adjustment:



Seat adjustment:



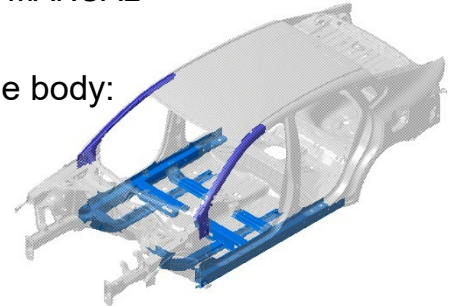
Glass:



A, Laminated glass. B, tempered glass

MANUAL

Vehicle body:



Hardened Steel:

5. Stored energy / liquids / gases / solids

		45ℓ	
		LI ION 12 V	R-134a 550 ± 25g



WHEN COOLANT LEAKS FROM THE BATTERY PACK, IT CAN BECOME UNSTABLE WITH RISK OF THERMAL RUNAWAY. CHECK BATTERY PACK TEMPERATURE WITH THERMAL IMAGING CAMERA



6. In case of fire



BATTERY RE-IGNITION!



7. In case of submersion

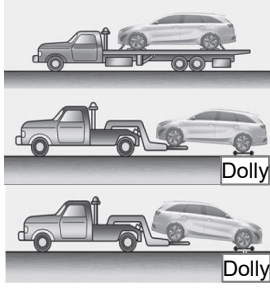


Do not touch any electrical components or cables, as doing so poses an electrocution hazard. Work on the vehicle only after the vehicle has been pulled out of the water.



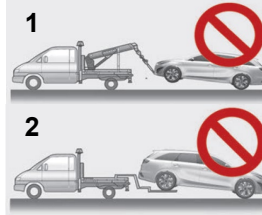
8. Towing / transportation / storage

OK



Notice: The use of wheel dollies or flatbed is recommended. Use a wheel lift or flatbed equipment.

Not
OK



Notice : Do not tow with sling-type equipment (1). Do not tow the vehicle with the front wheels on the ground as this may cause damage to the vehicle (2).

Front



Rear



Towing hook is located in the tailgate tool box

10. Explanation of pictograms used

	Gasoline vehicle		Fuel tank content gasoline/ethanol		Bonnet
	General warning sign		Air-conditioning component		Boot
	Corrosives		Hazardous to the human health		Flammable
	Explosive		Acute toxicity		Environmental hazard
	Use thermal Infrared camera				